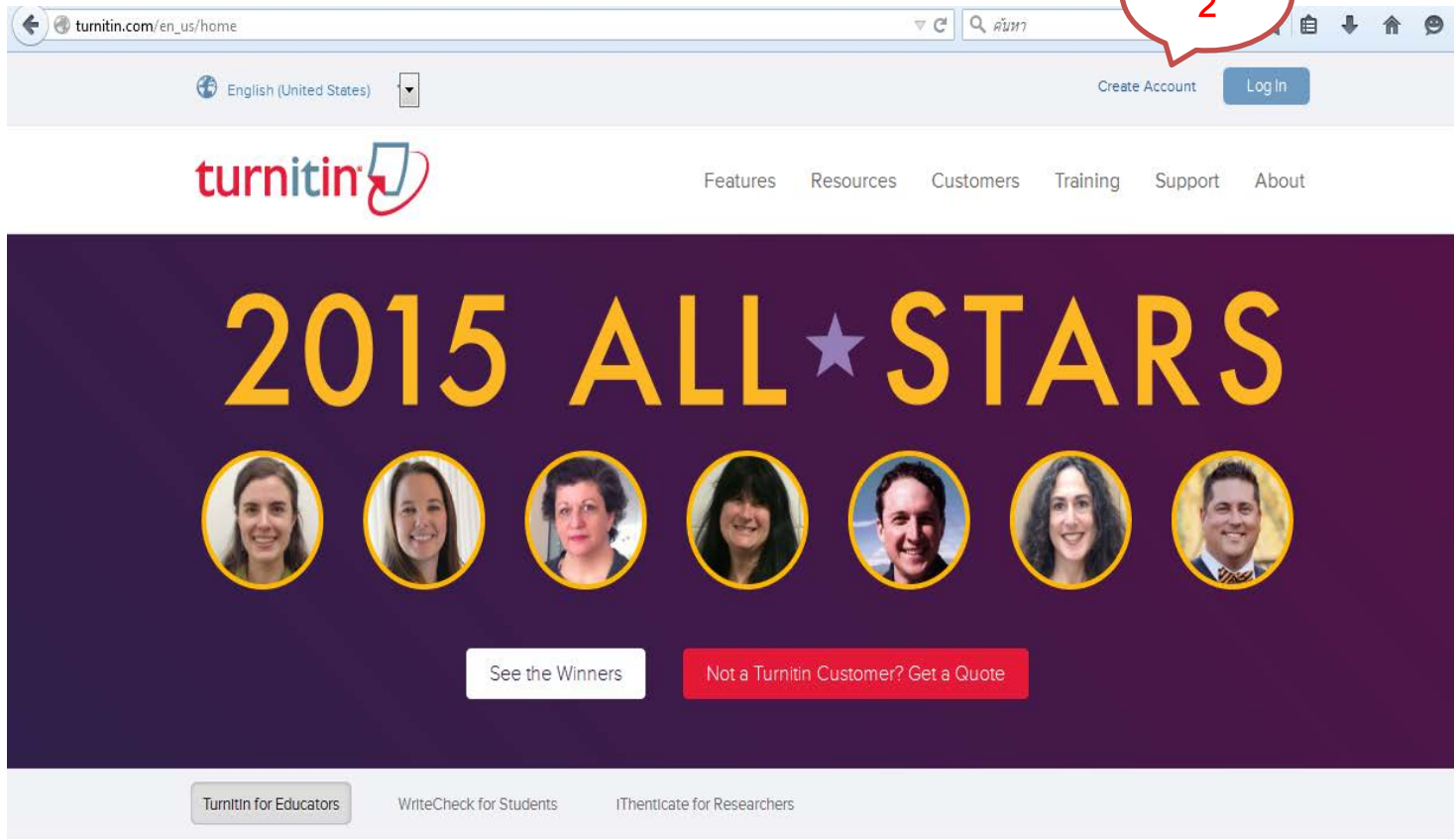


1. Go to website [www.turnitin.com](http://www.turnitin.com)

2. Click on the link **Create Account**.



3. Click on **Student**.



### Create a User Profile

Have You Ever Used Turnitin?

If you've used Turnitin before, you can use the same email and password to log in. You can keep all your papers and grades together, even if you're now in a different class or a different school!

Email address

Password (Login to Turnitin)

[Click here.](#)

Account

Please select whether you will be using the service as an instructor or a student.

[Student](#)

[Instructor](#)

[Teaching assistant](#)

## 4. Fill the form

Class ID: **10032602**

Class enrollment password: **thesis01**



### Create a New Student Account

**Class ID Information**

All students must be in an active class. To enroll in a class, please enter the class ID and the enrollment password that you were given by your instructor. Class ID and enrollment password are case-sensitive. If you do not have this information, the error message entering appears to be incorrect, please contact your instructor.

**Class ID**

**Class enrollment password**

**User Information**

**Your first name**

**Your last name**

**Display names as**

First name (Space) Last name (example: John Smith)

Last name (Space) First name (example: Smith John)

Last name(No space)First name (example: SmithJohn)

**Email address**

**Email address**

**Password and Security**

Please keep in mind that your password is case sensitive (for example, paSS123 would be different than pass123), must be 6-12 characters long, and contain at least one letter and one number (for added security).

Enter an email address and password you can easily remember. Please write down your email address and password for future reference.

**Enter your password**

**Confirm your password**

Next, please enter a secret question and answer combination. You will be asked for this combination if you ever forget your password and need to reset it.

**Secret question**

Please select a secret question.

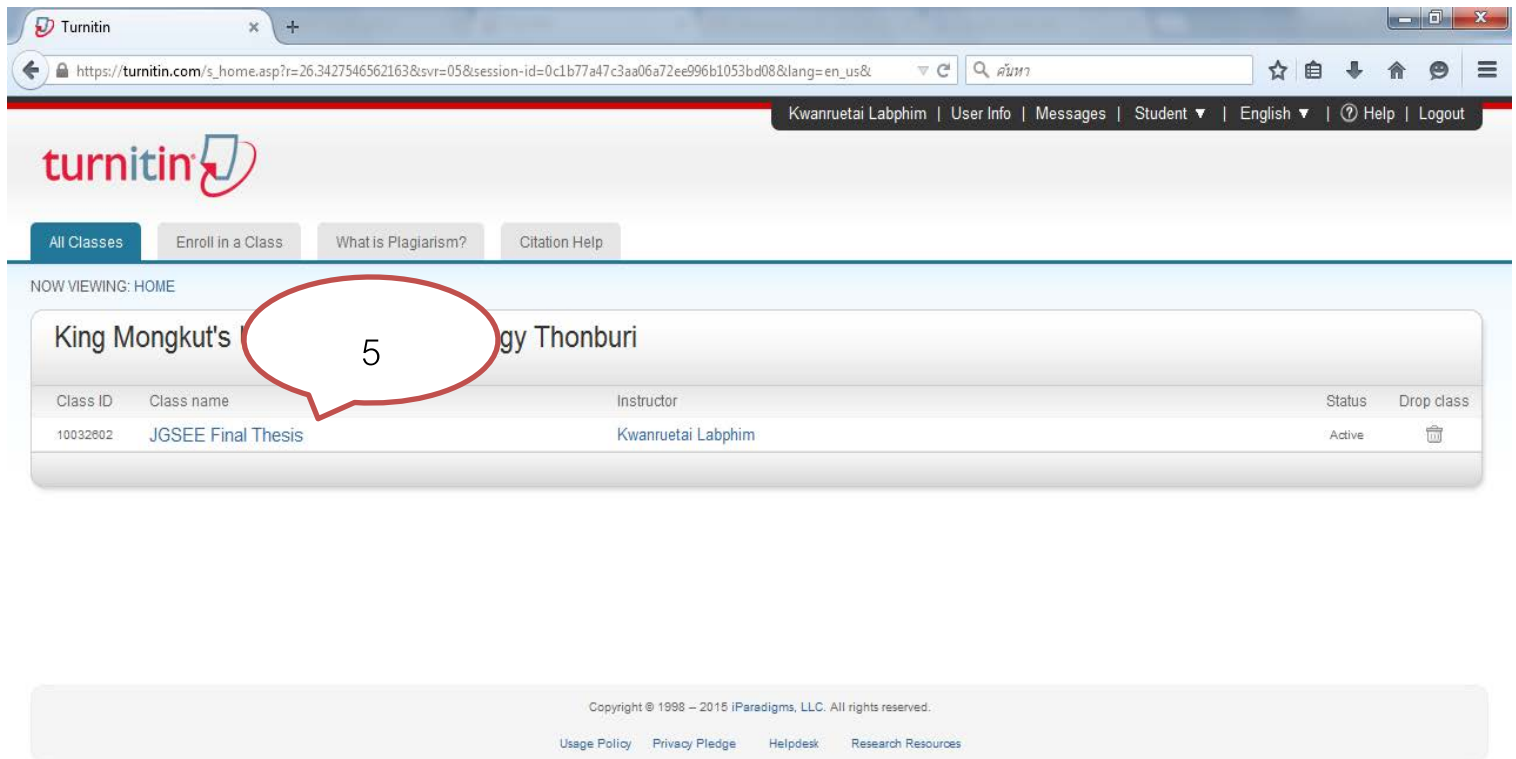
**Question answer**

**User Agreement**

Please read our user agreement below. Select "I agree" to complete your user profile.

Turnitin.com and its services (the "Site" or the "Services") are maintained by iParadigms, LLC ("iParadigms"), and offered to you, the user ("You" or "User"), conditioned upon Your acceptance of the terms, conditions, and notices contained herein without modification (the "User Agreement"). **You should review this User Agreement carefully before accepting it. If You breach the User Agreement, Your authorization to use the Site will be terminated.**

## 5. Log In to Class ID 10032602 and click the class name: JGSEE Final Thesis

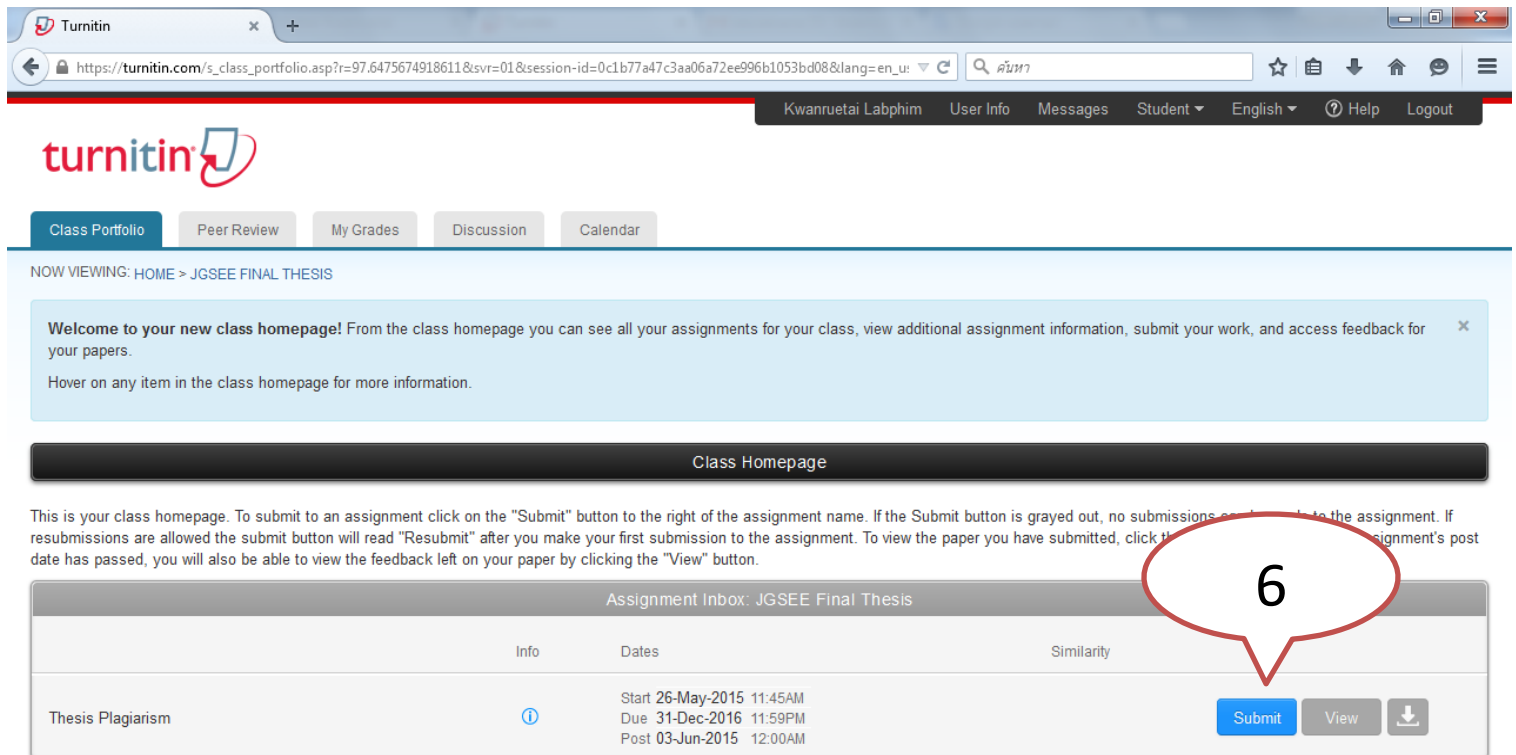


The screenshot shows the Turnitin website interface. At the top, there is a navigation bar with the Turnitin logo and several menu items: "All Classes", "Enroll in a Class", "What is Plagiarism?", and "Citation Help". Below this, the page displays "NOW VIEWING: HOME" and a search bar containing "King Mongkut's Technology Thonburi". A red circle highlights the number "5" in the search results. Below the search bar, there is a table with the following data:

Class ID	Class name	Instructor	Status	Drop class
10032602	JGSEE Final Thesis	Kwanruetai Labphim	Active	

At the bottom of the page, there is a copyright notice: "Copyright © 1998 – 2015 iParadigms, LLC. All rights reserved." and several links: "Usage Policy", "Privacy Pledge", "Helpdesk", and "Research Resources".

## 6. Click on the Submit button.



The screenshot shows the Turnitin class portfolio page. At the top, there is a navigation bar with the Turnitin logo and several menu items: "Class Portfolio", "Peer Review", "My Grades", "Discussion", and "Calendar". Below this, the page displays "NOW VIEWING: HOME > JGSEE FINAL THESIS". A blue banner contains the following text:

Welcome to your new class homepage! From the class homepage you can see all your assignments for your class, view additional assignment information, submit your work, and access feedback for your papers.  
Hover on any item in the class homepage for more information.

Below the banner, there is a "Class Homepage" section. The text reads: "This is your class homepage. To submit to an assignment click on the 'Submit' button to the right of the assignment name. If the Submit button is grayed out, no submissions are allowed to the assignment. If resubmissions are allowed the submit button will read 'Resubmit' after you make your first submission to the assignment. To view the paper you have submitted, click the 'View' button. If the assignment's post date has passed, you will also be able to view the feedback left on your paper by clicking the 'View' button." A red circle highlights the number "6" in the assignment list.

Below the text, there is a table with the following data:

Assignment	Info	Dates	Similarity
Thesis Plagiarism		Start 26-May-2015 11:45AM Due 31-Dec-2016 11:59PM Post 03-Jun-2015 12:00AM	

7. Change Submit to **Single File Upload**.

8. Fill the **submission title** with your student ID and full name.

9. Choose the location of your thesis file (**Thesis file must be PDF file only.**)

The screenshot shows the Turnitin submission page. At the top, there is a navigation bar with the Turnitin logo and a search bar. Below the navigation bar, there are tabs for "Class Portfolio", "Discussion", and "Calendar". The main content area is titled "Submit: Single File Upload" and includes a progress indicator "STEP 1 2 3". The form contains the following fields:


- First name:** Kwanruetai
- Last name:** Labphim
- Submission title:** Thesis\_Wilaiwan
- What can I submit?:** Thesis Report\_Wilaiwan\_rev28Apr2014.pdf

Red callout boxes with numbers 7, 8, and 9 are overlaid on the form. Callout 7 points to the "Submit: Single File Upload" dropdown menu. Callout 8 points to the "Submission title" input field. Callout 9 points to the "What can I submit?" input field. At the bottom of the form, there are "Upload" and "Cancel" buttons, and a "Clear file" button next to the file name.

10. Click on **Confirm** button and please wait until the file upload to the site completely.

https://turnitin.com/t\_submit.asp?r=87.4808154007528&svr=04&session-id=0c1b77a47c3aa06a72ee996b1053bd08&lang=en\_us&aid=: ค้นหา

Kwanruetai Labphim User Info Messages Stud



Class Portfolio Peer Review My Grades Discussion Calendar

NOW VIEWING: HOME > JGSEE FINAL THESIS

### Submit: Single File Upload

STEP ● ● ○

Please confirm that this is the file you would like to submit...

Author: Kwanruetai Labphim

Assignment title: Thesis Plagiarism

Submission title: Thesis\_Wilaiwan

File name: Thesis Report\_Wilaiwan\_rev28Apr2014.pdf

File size: 6.03M


Page count: 167

Word count: 47341

Chara: 227

10

Page 1



GREENHOUSE GAS BALANCE UNDER BURNED AND UNBURNED SUGARCANE PLANTATION IN THAILAND

MS. WILAIWAN MORNPOON ID: 5942807

A THESIS SUBMITTED AS A PART OF THE REQUIREMENTS FOR THE DEGREE OF DOCTOR OF PHILOSOPHY IN ENVIRONMENTAL TECHNOLOGY

THE JOINT GRADUATE SCHOOL OF ENERGY AND ENVIRONMENT AT KING MONGKUT'S UNIVERSITY OF TECHNOLOGY THONBURI

1<sup>ST</sup> SEMESTER 2013

COPYRIGHT OF THE JOINT GRADUATE SCHOOL OF ENERGY AND ENVIRONMENT

Confirm Cancel